



The Stone Engraving People™

Installation Instructions

First Step

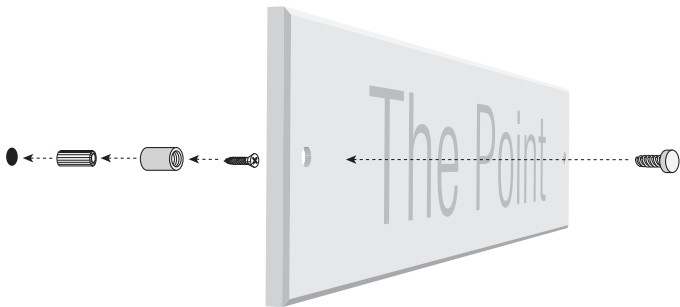


Simply place the sign against the wall, make sure it is level using a spirit level and mark hole positions with pencil.

Granite

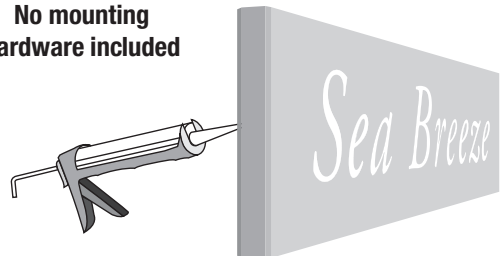


Glass




Sandstone

No mounting hardware included

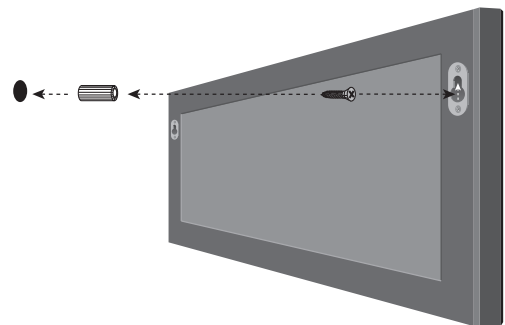


Mount Sandstone with adhesive cement.
Liquid Nails is recommended.

Stainless Steel



Famed Signage



Mount Fame using keyhole screw hangers

Notes

DO NOT OVERTIGHTEN SCREWS OR PLUGS!

For specific installation questions please contact Talkingstones on:

Ph: 1300 606 605 E: info@talkingstones.com.au W: www.talkingstones.com.au

Video Tutorial: www.youtube.com/user/talkingstoneshq